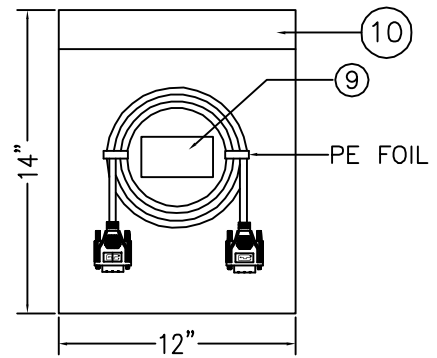
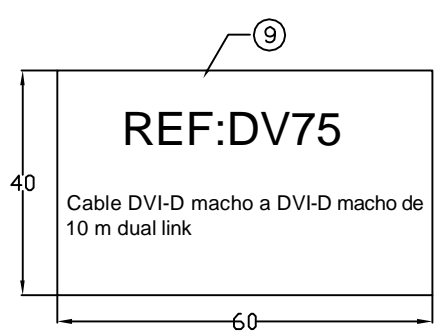
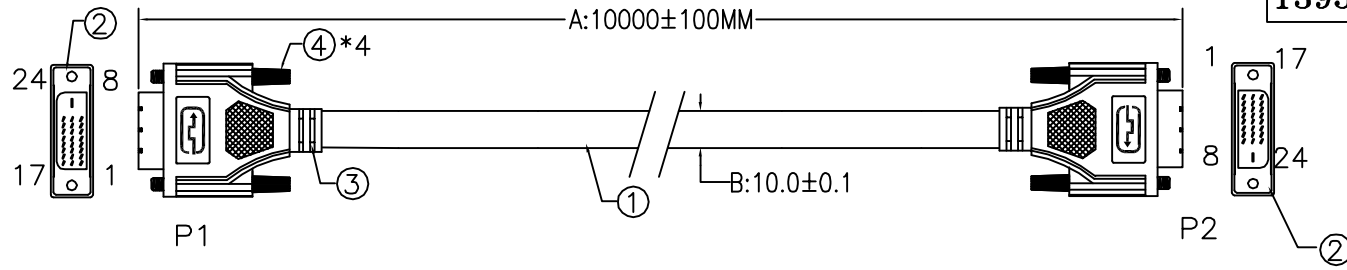


WEIGHT	CUSTOMER NO:	REMARK
1395g-K1	DV75	CABLEMATIC



PINOUT:

P1	P2	Color
1	1	BLACK
2	2	WHITE
3	3	GND
4	4	BROWN
5	5	WHITE
3	3	GND
6	6	PURPLE
7	7	WHITE
10	10	RED
9	9	WHITE
11	11	GND
12	12	ORANGE
13	13	WHITE
11	11	GND
14	14	RED
15	15	ORANGE
16	16	YELLOW
17	17	YELLOW
18	18	WHITE
19	19	GND
20	20	GREEN
21	21	WHITE
19	19	GND
23	23	BLUE
24	24	WHITE
22	22	GND
SHELL	SHELL	

- NOTES:
- 1) PRIMARY DIM:A,B
 - 2) DVI-DIGITAL DUAL LINK
 - 3) P1 & P2 DIE NO.:OH24008
 - 4) 1PC/PE BAG+LABEL.

4	SCREW #4-40UNC APPLE E:30.5 BLACK(1101) ROHS
3	OUTER JACKET PVC 45Pa BLACK(1101) ROHS
2	DVI24+1/M Terminal&shell plated in nickel
1	20276 (26#1P+1)7+26#(1P+3C)+AEB(120BAM) OD10.0 BLACK(1101) 10000MM RoHS

A	FIRST EDITION	<i>f.l.d.n</i>	15/04/11
REV.	DESCRIPTION	C.N.	DATE
<small>THESE DRAWINGS AND SPECIFICATIONS ARE THE PROPERTY OF WIRETEK COMPUTER LIMITED AND SHALL NOT BE REPRODUCED COPIED OR USED IN ANY MANNER WITHOUT THE PRIOR WRITTEN CONSENT OF WIRETEK COMPUTER LIMITED.</small>			
<small>UNLESS OTHERWISE SPECIFIED: DIMENSIONS ARE IN MILLIMETERS ANGULAR TOLERANCE: ±1.0°</small>		TITLE	
DIMS. TOLERANCE		DVI CABLE	
0.00 TO 30.00mm	±0.10mm	CHKD.	CONF.
30.01 TO 80.00mm	±0.13mm	DR. <i>f.l.d.n</i>	APPD.
80.01 TO 150.00mm	±0.15mm	PART NO. 2162-3344	
150.01mm	±0.20mm		
MATERIAL	MATERIAL	SCALE	SHEET 1/1
FINISH	FINISH	UNIT	MM
		SIZE	A4
		REV.	A